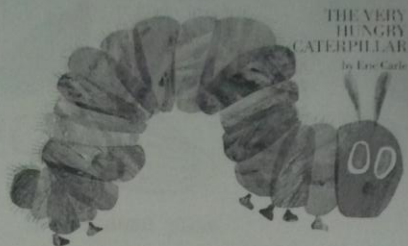



# What Did the Caterpillar EAT?

After reading Eric Carle's *The Very Hungry Caterpillar*, you must have a clear picture in mind to draw your own.




圖片來源: [http://en.wikipedia.org/wiki/The\\_Very\\_Hungry\\_Caterpillar](http://en.wikipedia.org/wiki/The_Very_Hungry_Caterpillar)

☆ Now, create your own very hungry caterpillar.



In the picture book, the caterpillar ate many kinds of fruits. He ate a lot of things. But he was still very hungry.




☆ Because your

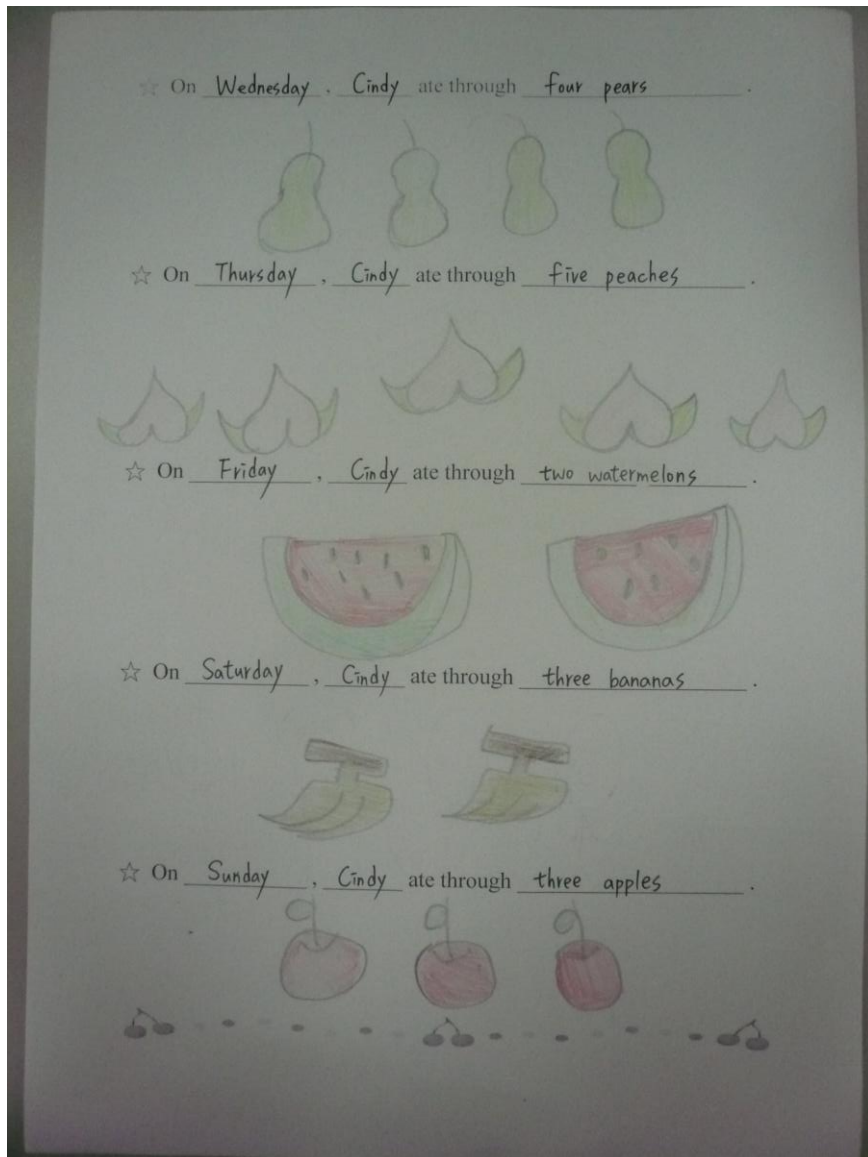
caterpillar wants to lose weight, you should provide healthy fruit and decide how many fruits they would eat. Then, draw your favorite fruits by yourself. After finishing the worksheet, tell classmates your story in English. They should leave feedback on your worksheet. At last, everyone will vote for "Artist of the Year."

☆ On Monday, Cindy ate through eight cherries.



☆ On Tuesday, Cindy ate through two pineapples.





☺學生完成自己的作品之後，可以請學生到台前用英文講述自己的作品，分享自己的毛毛蟲吃了哪些水果，練習開口說英文，最後可以票選選出 **the best speaker** 或者 **the best artist**，能使學生踴躍參與活動。

☺繪本 **The Very Hungry Caterpillar** 除了可以教授水果名稱，也可用來教導七年級 **seven days of the week**。